



A-1700 SERIES MICROPHONE MIXING AMPLIFIERS

A-1706(60W)/A-1712(120W)/A-1724(240W)



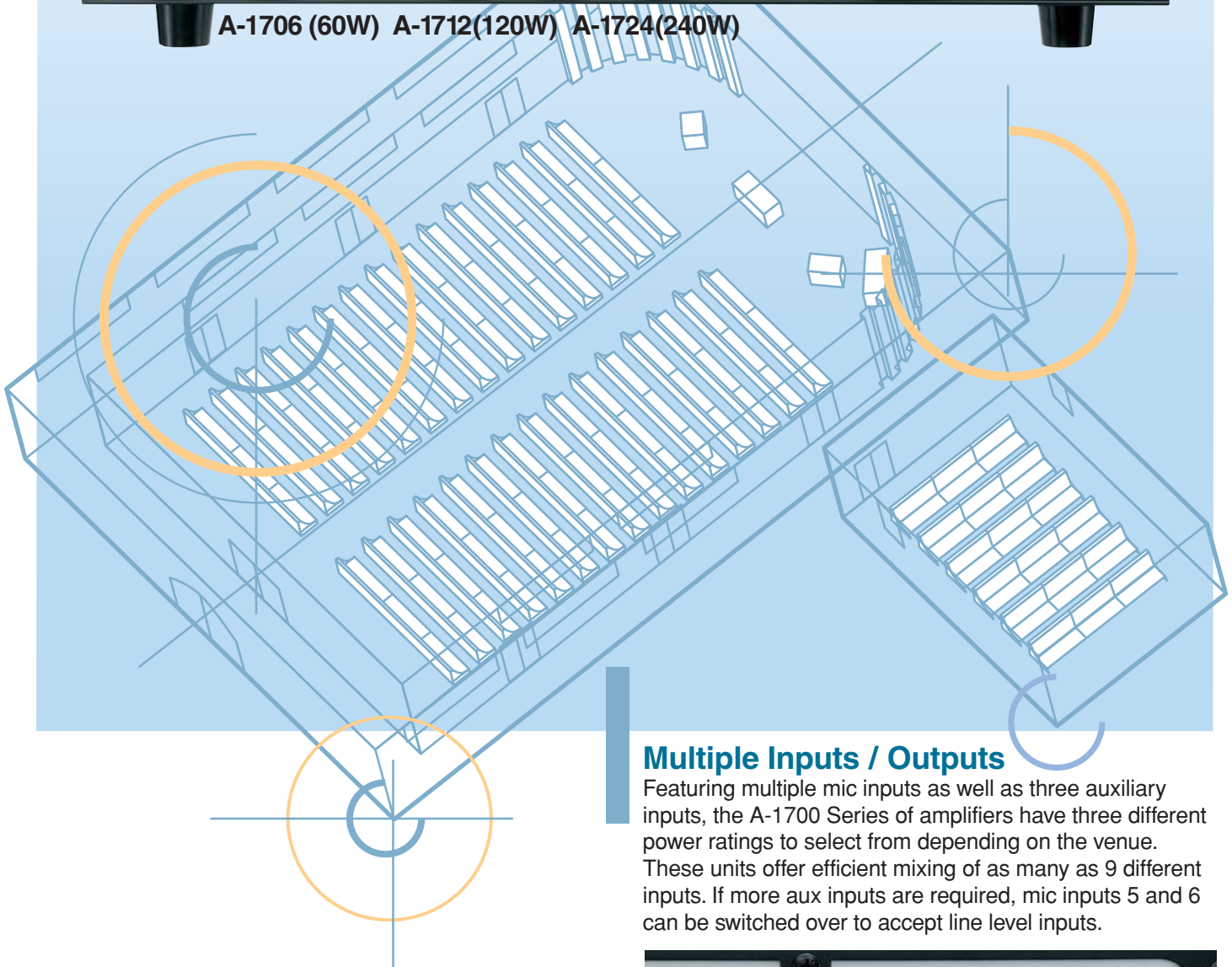
***Maximum input capability in compact units
that offer the best PA solution
for a wide range of installation locations.***

High-performance mixing and amplif

The A-1700 Series of high-performance mixing-dedicated power amplifiers are ideal for PA applications that value versatility. Specifically designed to satisfy the multi-microphone public address requirements of environments such as places of worship and meeting halls, the A-1700 Series Microphone Mixing Amplifiers focus on operational flexibility as well as advanced functions, proving an ideal cost-effective PA solution.

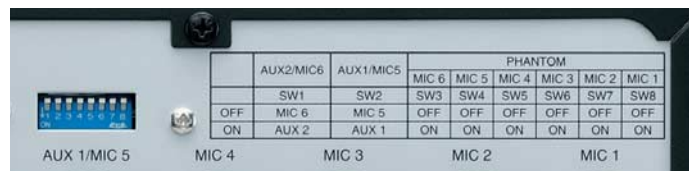


A-1706 (60W) A-1712(120W) A-1724(240W)



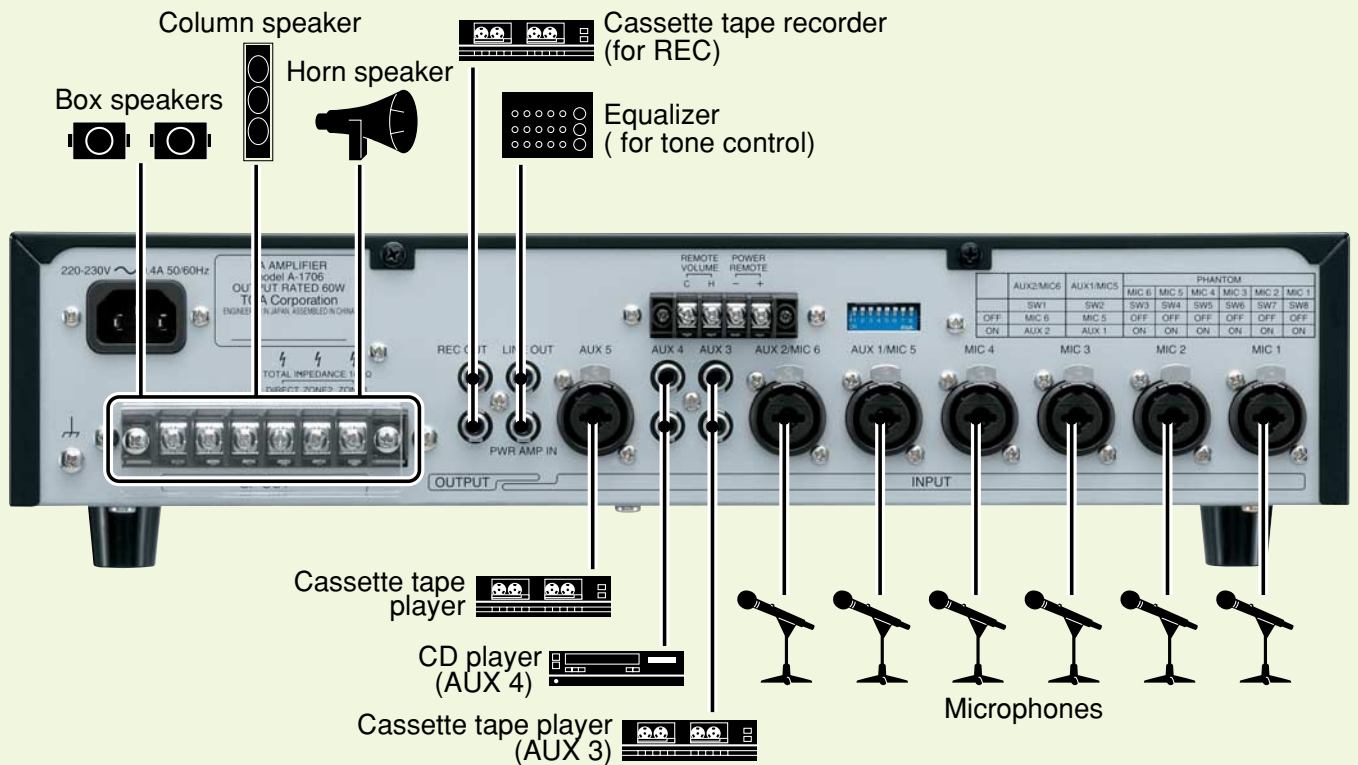
Multiple Inputs / Outputs

Featuring multiple mic inputs as well as three auxiliary inputs, the A-1700 Series of amplifiers have three different power ratings to select from depending on the venue. These units offer efficient mixing of as many as 9 different inputs. If more aux inputs are required, mic inputs 5 and 6 can be switched over to accept line level inputs.



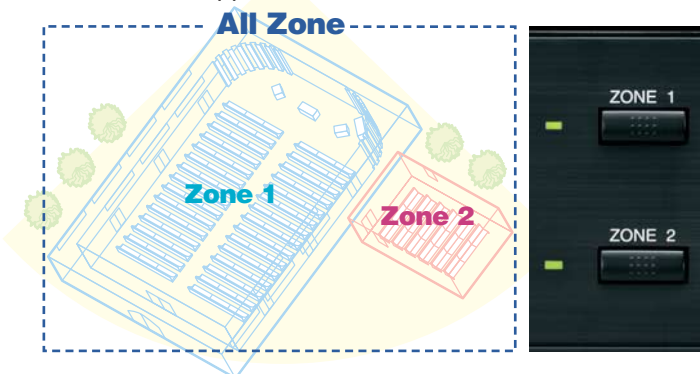
ication in compact configurations.

Typical Connections



2 Zone Capability

Each A-1700 Series amplifier has 2 speaker output zones which can be independently selected or used together for enhanced PA applications.



Phantom Power Provided

The A-1700 Series of amplifier provide phantom power to all connected microphones. Phantom power can be switched on or off as needed. The microphone inputs feature a balanced configuration with XLR connectors, allowing long cable runs without any problems.



Equalization

Each amplifier allows easy tonal adjustment of all output signals with bass and treble controls.

Connecting External Equipment

For more sophisticated equalization such as minimizing feedback, a parametric equalizer or other gear can be patched in before the power amplification stage. Other equipment such as a delay unit can also be connected if required. Alternately, to extend sound coverage, and additional power is needed to power other speakers, the line out terminal can be used to send the mix output to another power amplifier.

Remote Control Capability

A-1700 Series amplifiers will respond to remote control signals, allowing remote volume adjustments and remote power on/off.



Record Output

Each A-1700 Series amplifier back panel includes a record output for connecting an external recorder to archive or back up broadcasts.



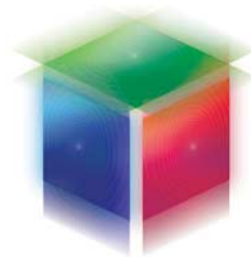
A-1706(60W)

Specifications

Model	A-1724	A-1712	A-1706
Power Source	AC mains 50/60Hz		
Rated Output	240W	120W	60W
Power Consumption	532W (rated output), 220W (EN60065)	258W (rated output), 105W (EN60065)	150W (rated output), 60W (EN60065)
Frequency Response	50 – 20,000Hz (±3dB)		
Distortion	Under 2% at 1kHz, rated power		
Input	MIC 1 – 6: –60dB*, 600Ω, electronically-balanced, combined type of XLR-3-31 equivalent and phone jack AUX 1 – 2: –20dB*, 600Ω, electronically-balanced, combined type of XLR-3-31 equivalent and phone jack (Either MIC 5 or AUX 1, and either MIC 6 or AUX 2 selectable) AUX 3 – 4: –20dB*, 10kΩ, unbalanced, RCA pin jack AUX 5: –20dB*, 10kΩ, unbalanced, combined type of XLR-3-31 equivalent and phone jack PWR AMP IN: 0dB*, 600Ω, unbalanced, RCA pin jack (An equalizer or other signal processor connectable between LINE OUT and PWR AMP IN terminals)		
Output	REC: 0dB*, 600Ω, unbalanced, RCA pin jack LINE: 0dB*, 600Ω, unbalanced, RCA pin jack SPEAKER SELECTOR: 2 zone, high impedance (100V line/42Ω), individual selector key, M4 screw terminal DIRECT SPEAKER OUT: High impedance (100V line/42Ω), M4 screw terminal Low impedance (4 – 16Ω), M4 screw terminal (Both Low and High impedance terminals cannot be used at the same time.)	REC: 0dB*, 600Ω, unbalanced, RCA pin jack LINE: 0dB*, 600Ω, unbalanced, RCA pin jack SPEAKER SELECTOR: 2 zone, high impedance (100V line/83Ω), individual selector key, M4 screw terminal DIRECT SPEAKER OUT: High impedance (100V line/83Ω), M4 screw terminal Low impedance (4 – 16Ω), M4 screw terminal	REC: 0dB*, 600Ω, unbalanced, RCA pin jack LINE: 0dB*, 600Ω, unbalanced, RCA pin jack SPEAKER SELECTOR: 2 zone, high impedance (100V line/167Ω), individual selector key, M4 screw terminal DIRECT SPEAKER OUT: High impedance (100V line/167Ω), M4 screw terminal Low impedance (4 – 16Ω), M4 screw terminal
Phantom Power	ON or OFF for each MIC 1 – 6 with switch setting		
S/N ratio (Band Pass: 20 – 20,000Hz)	Over 100dB (Master volume: min) Over 76dB (Master volume: max) Over 60dB (MIC 1 – MIC 4) Over 53dB (MIC 5, 6) Over 76dB (AUX 1 – AUX 5)		
Tone Control	Bass: ±10dB at 100Hz, Treble: ±10dB at 10kHz		
Control Input	REMOTE VOLUME: M3 screw terminal POWER REMOTE: No-voltage make contact input, open voltage: 24V DC (when the unit's power is OFF), short-circuit: under 10mA, M3 screw terminal		
Indicator	5 point LED output level meter Power indicator LED Zone indicator LED		
Operating Temperature	–10°C to +40°C		
Finish	Panel: ABS resin, black, hair line Case: Steel plate, black		
Dimensions	420 (W) x 107.7 (H) x 367 (D)mm		
Weight	13.5kg	12.6kg	9.3kg
Accessory	Power cord x 1 Terminal block cover x 1 Terminal block cover mounting screw x 2		
Option	Rack mounting bracket: MB-25B Volume control cover: YA-920		

Note: Distance between barriers on the above screw terminals: M3 = 7mm, M4 = 9mm

* 0dB = 1V



**Human society with
Sound & Communication**

TOA Corporation

<http://www.toa.jp/>

Specifications are subject to change without notice.
Printed in Japan (0704) 833-52-304-8A u