

■ DESCRIPTION

Equipped with Priority function, Chime function, and 2 Zone selector switches, the A-1812 PA Amplifier of 120 W is designed to suit the following PA system applications: paging announcements, intercommunications, BGM, and broadcasting in schools, offices, and shops. Its power remote control function, provided especially for use in conjunction with the P-1812 (optional), will turn ON or OFF the P-1812's power.

■ SPECIFICATIONS

(\*1) 0 dB = 1 V

Power Source	240 V AC, 50/60 Hz 24 V DC (M4 screw terminal)
Rated Output	120 W
Power/Current Consumption	AC operation: 260 W (rated output), 110 W (EN60065), 320 mA or less (when power switch is OFF) 24 V DC operation: 7.0 A (rated output), 2.8 A (EN60065)
Frequency Response	50 Hz - 20 kHz (±3 dB)
Distortion	2 % or less at 1 kHz, rated power
Input	MIC 1: -60 dB(*1), 600 Ω, electronically-balanced, combined type of XLR-3-31 equivalent and phone jack, DIN socket (5 pins) MIC 2 - 3: -60 dB(*1), 600 Ω, electronically-balanced, combined type of XLR-3-31 equivalent and phone jack AUX 1 (MOH): -20 dB(*1), 10 kΩ, unbalanced, RCA pin jack AUX 2: -20 dB(*1), 10 kΩ, unbalanced, RCA pin jack AUX 3: -20 dB(*1), 10 kΩ, unbalanced, combined type of XLR-3-31 and phone jack TEL(*2): -20 dB(*1), 10 kΩ, electronically-balanced, M3 screw terminal EMERGENCY: 0 dB(*1), 600 Ω, unbalanced, M3 screw terminal
Output	REC: 0 dB(*1), 600 Ω, unbalanced, RCA pin jack LINE 1, 2 (*3): 0 dB(*1), 600 Ω, unbalanced, RCA pin jack MOH: 0 dB(*1), 600 Ω, transformer balanced, M3 screw terminal SPEAKER SELECTOR: 2 zone, high impedance (100 V line/83 Ω), individual selector switch, M4 screw terminal DIRECT SPEAKER OUT: High impedance (100 V line/83 Ω), M4 screw terminal Low impedance (4 - 16 Ω), M4 screw terminal (Both Low and High impedance terminals cannot be used at the same time.)
Phantom Power	ON or OFF for each MIC1 - 3 with switch setting (+17 V DC)
S/N Ratio (Band Pass : 20 Hz - 20 kHz)	100 dB or more (Master volume: min) 76 dB or more (Master volume: max) 60 dB or more (MIC 1 - MIC 3) 76 dB or more (AUX 1 - AUX 3) 90 dB or more (TEL) 96 dB or more (EMERGENCY)
Tone Control	Bass: ±10 dB at 100 Hz, Treble: ±10 dB at 10 kHz
Control Input	TEL: No-voltage make contact input, open voltage: 24 V DC, short-circuit: 5 mA or less, M3 screw terminal EMERGENCY(*4): No-voltage make contact input, open voltage: 24 V DC, short-circuit: 10 mA or less, M3 screw terminal
Control Output	Power remote: Open collector output, withstand voltage: 35 V DC, control current: 50 mA or less, M3 screw terminal
Chime	1-tone, 2-tone, or ascending 4-tone chime, or None selectable with switch setting, activated at MIC 1's DIN or CONTROL TEL terminal.
Indicator	5 point LED output level meter, Power indicator LED, Zone indicator LED, Emergency LED, TEL LED
Priority	EMERGENCY: Overrides other inputs TEL: Overrides other inputs except 'EMERGENCY', ON/OFF selectable with switch setting MIC 1: Overrides other inputs except 'EMERGENCY & TEL', ON/OFF selectable with switch setting
Operating Temperature	-10 °C to +40 °C
Finish	Panel: ABS resin, black, hairline Case: Steel plate, black
Dimensions	420 (W) × 107.7 (H) × 367 (D) mm
Weight	12.6 kg
Accessory	Power cord *1, Terminal block cover *1, Terminal block cover mounting screw *2
Option	Rack mounting bracket: MB-25B Volume control cover: YA-920 Input transformer: IT-453A

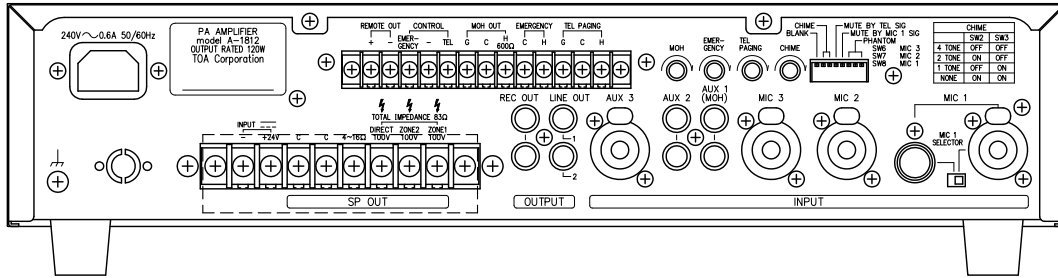
[Note] Distance between barriers on the above screw terminals: M3 ... 7 mm, M4 ... 9 mm

(\*2) Can be transformer-balanced with the addition of optional IT-453A input transformer.

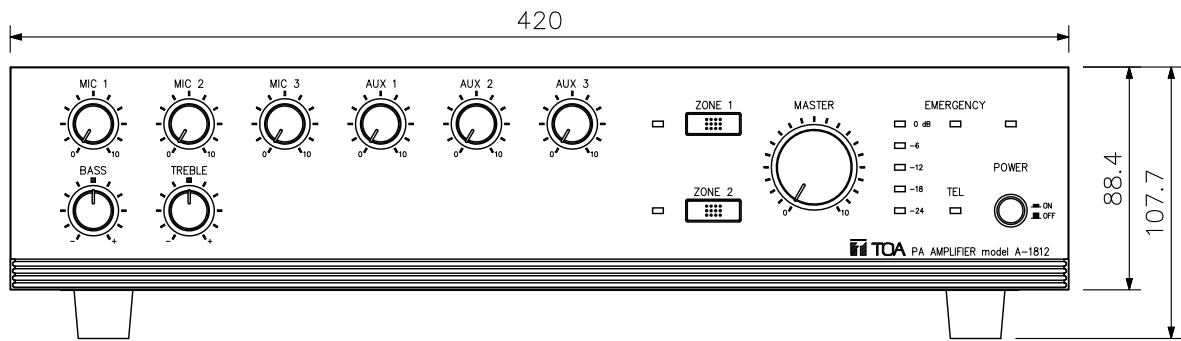
(\*3) LINE 1 and LINE 2 outputs can be interlocked with ZONE 1 and ZONE 2 speaker selectors, respectively.  
(This function needs internal modification.)

(\*4) Operation when activated can be selected from the following: Turning ON the unit's power (factory-preset) or OFF.  
(The OFF function needs internal modification.)

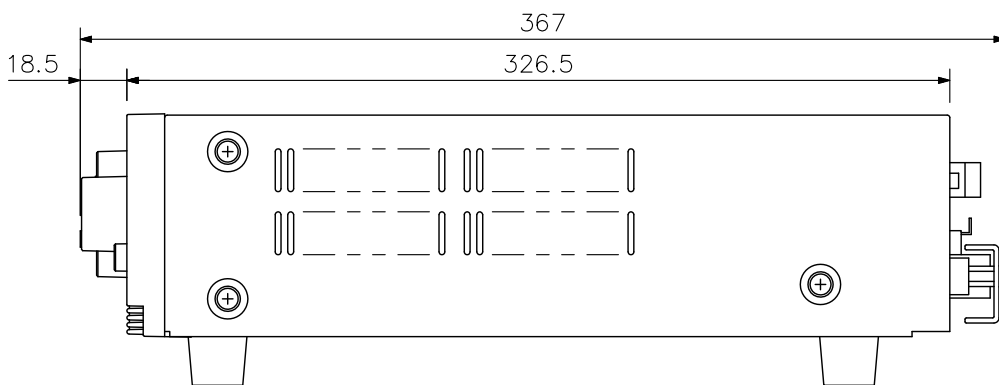
■ APPEARANCE



Rear View



Front View



Side View

UNIT: mm SCALE: 1/3