

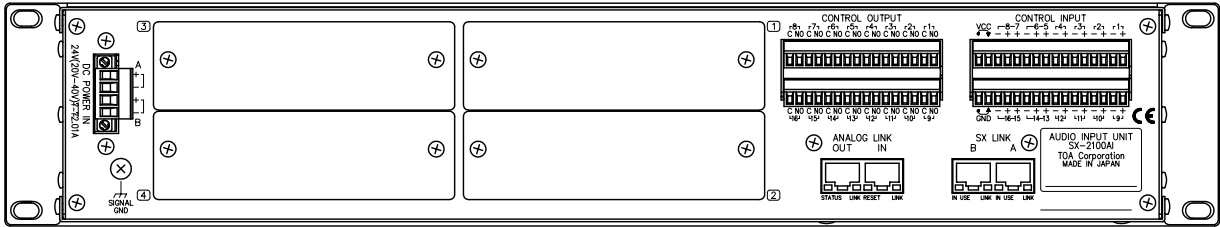
■DESCRIPTION

The SX-2100AI is an audio input of the matrix system and can be mounted in an EIA equipment rack (2U size). Multiple units can be decentralized in a whole system. It features modular construction that allows it to handle from two to eight inputs per unit. Audio signals are transmitted digitally to the audio output unit, but an analog audio output function (1 channel) enables simultaneous all-zone calls for use in emergency situations. Audio input levels are indicated on the level meters provided for each input channel. Volumes can be adjusted for each channel using the volume controls on the front panel or the SX-2000 software. The volume controls can be locked. Any input channel can be monitored using the internal speaker. It is also equipped with 16 control inputs, and 16 control outputs. It is equipped with two power inputs, allowing for a redundant power system.

■SPECIFICATIONS

Power Source	Usable power supply unit: VX-200PS 24 V DC (operational range: 20 V - 40 V DC) Two power inputs construction enables dual-redundant power supply.
Current Consumption	2.01 A or less (maximum value in the power operating range) 1.50 A or less (when operated on 24 V DC) Note: But except current consumption of the external equipment of which power is supplied from the unit.
Indication	18 alphanumeric characters, Level indication (8 inputs, monitor), Status indicators, POWER indicator, STANDBY indicator, CPU OFF indicator
Operation	Function button, Input level control, Monitor speaker volume control, ON/OFF switch, Operation button
Audio Input	8 inputs, module construction (max. 4 modules, modules optional) monitoring possible using built-in speaker.
Audio Input Characteristic	Sampling frequency: 48 kHz
No. of Connectable Remote Microphone	Max. 8
Power Feed to Remote Microphone	Possible for up to a total of 8 A.
SX Link	
Network I/F	2 100BASE-TX circuits, RJ45 connector, decentralized installation possible
Connection Cable/Device	Shielded Category 5 twisted pair cable (CAT5-STP) To be connected via the switching hub specified by TOA Note: This network must be made completely independent from other LAN.
Maximum Cable Distance	100 m (328.1 ft) (between this unit and a switching hub)
Analog Link	
Input/Output Connector	Input: 1 input, RJ45 connector Output: 1 output, RJ45 connector
Connection Cable	Shielded Category 5 twisted pair cable (CAT5-STP) (1 pair of audio wire + 1 pair of control wire (CPU OFF) + 1 pair of control wire (system reset/standby) + 1 pair of connection check wire)
Maximum Cable Distance	Total length of analog link: 800 m (874.89 yd)
Control Input	
Control Input	16 inputs, no-voltage make contact input, open voltage: 40 V DC or less, short-circuit current: 2 mA, photo coupler input, removable terminal block (16 pins)
Control Output	16 outputs, Form A contact: normally open (changeable to Form B contact: normally closed), no-voltage make contact output, relay contact output (withstand voltage: 40 V DC, control current: 2 - 300 mA), removable terminal block (16 pins)
Operating Temperature	0 °C to +40 °C (32 °F to 104 °F)
Operating Humidity	35 % to 80 %RH (no condensation)
Finish	Panel: Aluminum, black, alumite Case: Surface-treated steel plate
Dimensions	482 (W) × 88.4 (H) × 349 (D) mm (18.98" × 3.48" × 13.74")
Weight	7.2 kg (15.87 lb)
Accessory	Removable terminal plug (4 pins) ×1, Removable terminal plug (16 pins) ×4, Rack mounting screw ×4
Option	Remote microphone interface module: SX-200RM MIC/LINE input module: D-921E, D-921F, D-922E, D-922F Stereo input module: D-936R Note: Modules other than described above cannot be used.

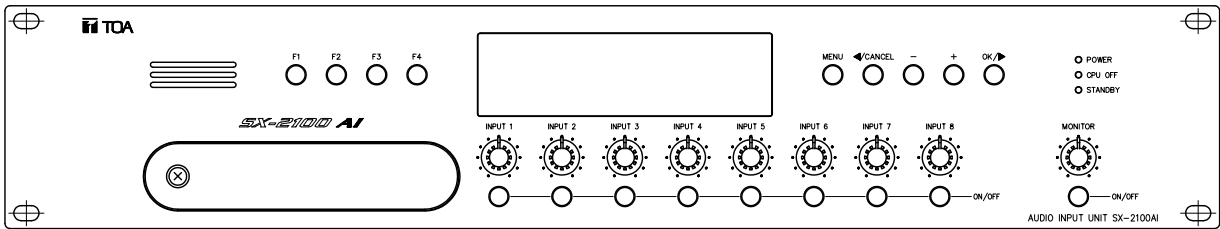
■ APPEARANCE



Rear View

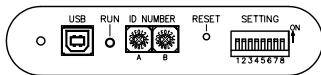
482 [18.98"]

465 [18.31"]



Front View

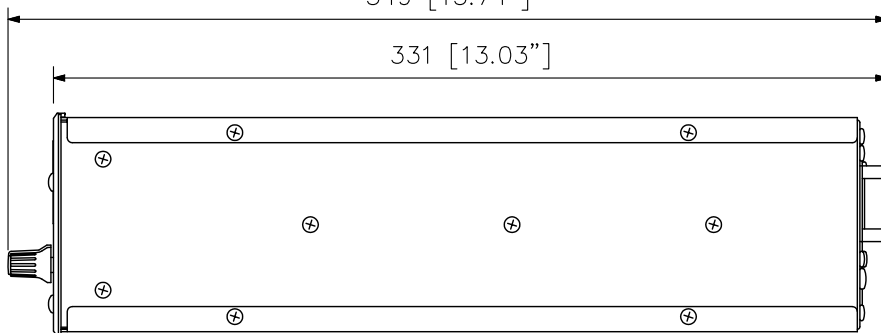
76.2 [3"]
88.4 [3.48"]
6.1 [0.24"]



Inside of the protective cover

349 [13.74"]

331 [13.03"]



Side View

UNIT:mm SCALE:1/3