

TIE CLIP MICROPHONE

EM-361-AS

1. SAFETY PRECAUTION

- Before installation or use, be sure to carefully read all the instructions in this section for correct and safe operation.
- Be sure to follow all the precautionary in this section, which contain important handling precautions.
- After reading, keep this manual handy for future reference.



CAUTION

Indicates potentially hazardous situation which, if mishandled, could result in moderate or minor personal injury, and/or property damage.



CAUTION

- When the unit is not use for 10 days or more, be sure to take the battery out of the unit because battery leakage may cause personal injury or contaminent environment.
- Make sure to observe the following handling precaution so that a fire or personal injury does not result from leakage or explosion of the battery:
 - Do not short, disassemble, heat nor put battery into a fire
 - Never charge batteries of the type which are not rechargeable.
 - Do not solder a battery directly.
 - Be sure to use the specified type of battery.
 - Note correct polarity (positive and negative orientation) when inserting a battery in the unit.
 - Avoid location exposed to direct sunlight, high temperature and high humidity when storing batteries.

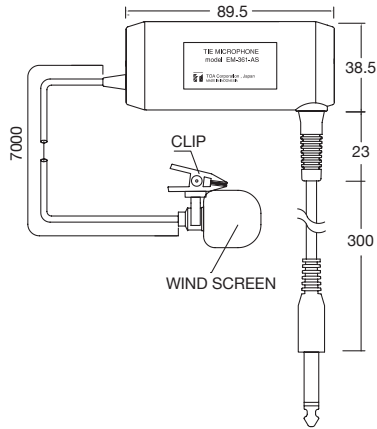
2. HANDLING PRECAUTION

- Do not expose the unit to rain or an environment where it may be splashed by water or other liquid, as doing so may result in unit failure.
- Never open not remove the unit case to modify the unit. Refer all servicing to your nearest TOA dealer.
- Take care not to drop the unit onto the floor nor bump it against a hard object as the unit could fail.
- Do not place the unit in locations of high temperature (ex. In an unventilated car in summer) or high humidity as the unit could fail.
- Do not use the unit in locations where it is exposed to seawater.
- To clean, use a dry cloth. When the unit gets very dirty, wipe it lightly with a cloth damped in a dilute neutral cleanser, then wipe with a dry cloth. Never use benzene, thinner, or chemically-treated cleaning towel.

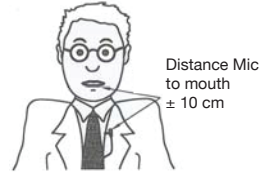
3. GENERAL DESCRIPTION

TOA EM-361-AS is a electret condenser microphone, feature high sensitivity and speech intelligibility. Employs revolvable clip holder make it convenient when adjusting mic position.

4. DIMENSIONAL AND DIAGRAMS



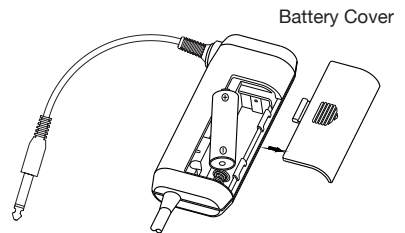
* Unit in : mm



5. OPERATING

[Battery insertion]

- Open battery cover by push & side open battery cover.
- Insert a "AA" battery and make sure the polarity of the battery is correct.
- To lock, slide the battery cover until it is properly lock.



[Life Time Battery Operation]

- Battery can last about 10 months, with average operation of 2.5 hours per day.

[Using the microphone]

- Plugs the microphone into microphone input on the amplifier. Adjust the volume control.
- Arrange microphone position by revolving mic holder and keep distance of your mouth and microphone ± 10 cm, so that best possible sound reproduction can get.
- Take care not to bring your mouth too close to the microphone, as this impairs speech clarity if you speak loudly.

6. SPECIFICATION

Microphone Type	Electret Condenser Microphone
Directivity	Unidirectional
Rated Impedance	2 k Ω , Unbalanced
Sensitivity	-29 dB (1 kHz, 0 dB = 1 V/Pa)
Frequency Response	60 Hz - 20 kHz
Cable Length	7.0 meters
Connector output	1/4" Unbalanced Phone Plug 6.3 , Length 30 cm
Operating Temperature	0 °C to +40 °C (32 °F to 104 °F)
Finish	Case : ABS, Black
Dimension	89.5 (W) x 38.5 (H) x 19 (D) mm (microphone body)
Weight	140 g (without battery)
Battery Power	1 pc x 1.5V "AA" Alkaline (LR6)

- Note: - Design and specification is subject to change without notice for improvement.
 - Microphone not recommended using POWER PHANTOM.

URL: <http://www.toa.com.sg>