

## ■ DESCRIPTION

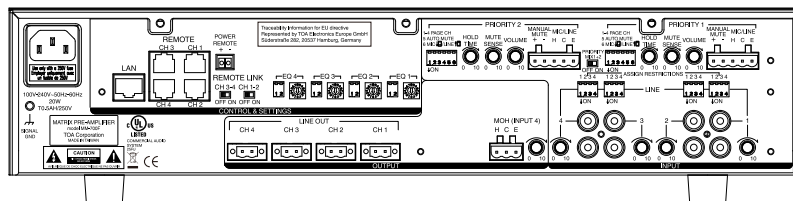
The MA-700F matrix pre amplifier performs matrix controls from 4 LINE plus 2 MIC/LINE level inputs to 4 output channels. Each output channel features 64 DSP preset selections for general equalizations, crossover for sub-woofer, or variety of TOA speakers' EQ settings. 2 MIC/LINE inputs have 1st and 2nd priority levels which can override at assigned output channels automatically or manually. If connected with optional WP-700-AS wall remotes via CAT-5 cable, audio source selection and volume controls can be done remotely. Those all assignments and setups can be done by dip switches on its rear panel without laptop PC.

This unit fits a wide range of applications require multi-zone pagings and/or background music distribution at restaurants, pubs, retail stores, or factories etc.

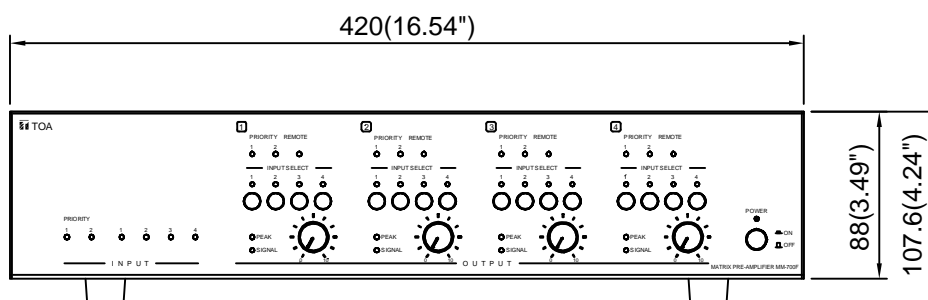
## ■ SPECIFICATIONS

(\* 0dB = 1V)

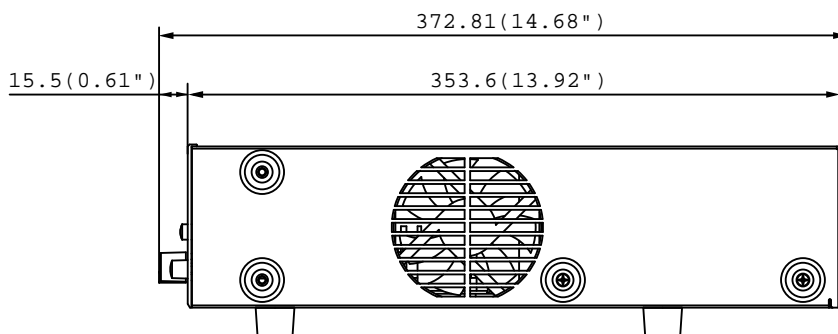
Power Source	100 - 240V AC, 50/60Hz	
Power Consumption	9W (Idle), 1W or less (Standby)	
Frequency Response	20Hz - 20 kHz (-3dB / +1dB)	
Total Hearmonic Distortion	0.5% or less, at 1kHz, rated output	
Certification	cULus 60065, EN60065, EN55032, EN55020, FCC part15 class A	
Input	PRIORITY 1, 2:	Mic -60dB* / Line -10dB* selectable, 2.2k $\Omega$ , electrically balanced, removable terminal block
	LINE IN 1,2,3,4:	-10dB*, 10k $\Omega$ , unbalanced, 2 RCA jacks (Stereo summing)
Output	LINE OUT 1,2,3,4:	0dB*, 600 $\Omega$ , unbalanced, removable terminal block
	MOH:	0dB*, 600 $\Omega$ , transformer balanced, removable terminal block
DSP Preset	16 presets in 4 banks at each output channel, selectable	
S/N Ratio	Mic: 60 dB* or more, Line: 75dB* or more (A-weighted)	
Muting	Manual mute / Automatic mute	
Mute Hold Time	50ms to 10 seconds, adjustable	
Priority Level	PRIORITY 1 > PRIORITY 2 > LINE 1,2,3,4	
Control	POWER:	ON/OFF switch, Power remote terminal
	PRIORITY 1,2:	MIC/LINE selector switch, Gain control, Assign switch, Auto mute switch, Mute sense control,
		Manual mute terminal, Mute hold time control, Priority mix switch
	LINE IN 1,2,3,4:	Gain control, Assign restriction switch
	OUTPUT 1,2,3,4:	LINE IN 1-4 selector switch, Output gain control,
		DSP bank selector switch, DSP preset selector switch
Indicator	REMOTE 1,2,3,4:	Remote control connector (RJ-45), Remote link switch
	POWER:	1 Power LED
	PRIORITY 1,2:	1 Signal LED, 1 Peak LED
	LINE IN 1,2,3,4:	1 Signal LED, 1 Peak LED
	OUTPUT 1,2,3,4:	2 Activated PRIORITY LED, 1 Connected REMOTE LED,
		4 Selected LINE LED
Operating Temperature	0 °C to 40 °C (32°F to 104°F)	
Oparating Humidity	35% to 80%RH (no condensation)	
Finish	Panel: Aluminum, hair line, black	
	Case: Steel plate, black, paint	
Dimension	420(W) X 107.6(H) X 350(D) mm (16.54" X 4.24" X 13.78")	
Weight	5.7kg (12.3lbs)	
Accessories	Power code (2m, 5.65ft.)...1, Removable terminal plug (5 pins...2, 3pins...1, 2 pins...4),	
	Rack mounting bracket...2, Bracket mounting screw...4, User's manual...1	
Option	Remote controller: WP-700-AS	



Rear View



Front View



Side View

Version	AS
AC plug	

UNIT:mm SCALE: 1/4