



OPERATING INSTRUCTIONS

SPEAKER SELECTORS

SS-2010 AS
 SS-1010 AS
 SS-1010R AS

Please follow the instructions in this manual to obtain optimum results from this unit.
 We also recommend that you keep this manual handy for your future reference.

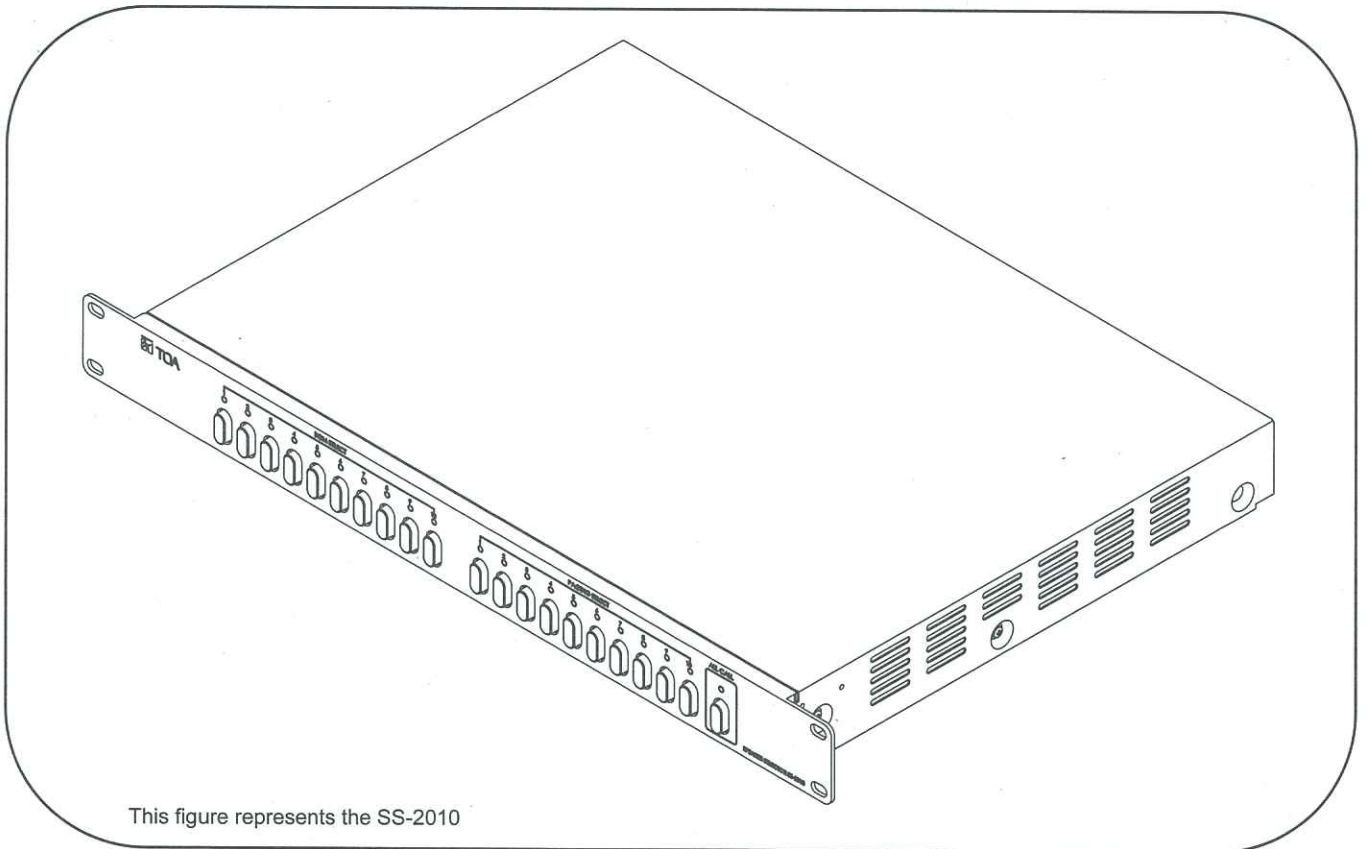


TABLE OF CONTENTS

1. GENERAL DESCRIPTION.....	2
2. FEATURES.....	2
3. NOMENCLATURE AND FUNCTIONS	2
3.1. FRONT PANELS	2
3.2. REAR PANELS	2
4. BLOCK DIAGRAMS	3
5. DIMENSIONS	4
6. SPECIFICATIONS.....	4

1. GENERAL DESCRIPTION

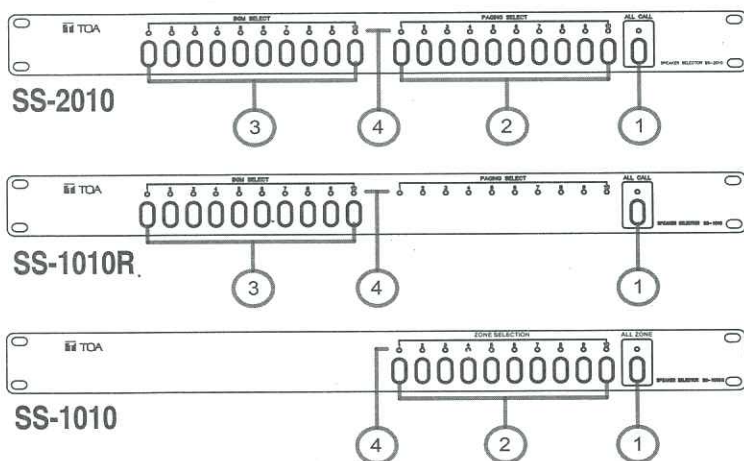
TOA speaker selectors SS-2010, SS-1010, SS-1010R are highly efficient speaker selectors that can be installed with public address system in schools, malls, offices and places requiring the selection of speakers.

2. FEATURES

- Durable, strong and highly efficient.
- 1U 19" rack size.
- The DC power consumption is small.
- SS-2010 has 10 selectors for paging, 10 selectors for background music (BGM) and a selector for all call.
- SS-1010R has 10 selectors for paging/BGM and a selector for all call. Can be linked to other units of the same model.
- SS-1010 has 10 zone selectors and a selector for all zones. External switch for emergency override which trigger the built-in relay when pressed.
- Remote control for 1 - 10 paging/zone select and for all call / all zone.
- Provides protection for DC input voltage if the voltage exceeds the determined specifications and reversed DC polarity installation protection.

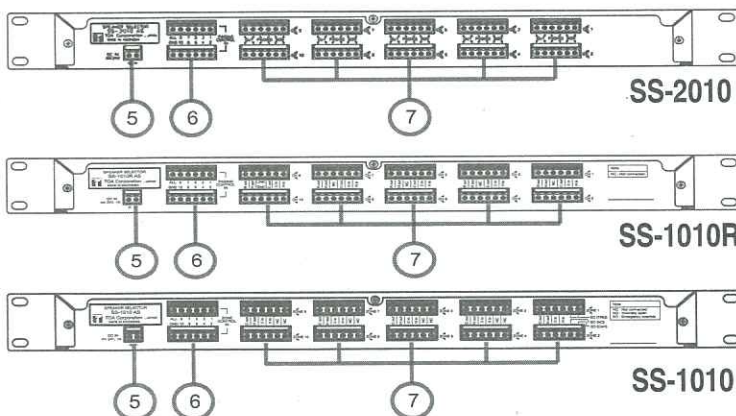
3. NOMENCLATURE AND FUNCTIONS

3.1. FRONT PANELS



- 1. ALL CALL / ALL ZONE**
Selector switch for all call / all zone.
- 2. PAGING SELECT / ZONE SELECT**
Selector switch to select paging/zone.
- 3. BGM SELECT**
Selector switch to select background music zone
- 4. LED INDICATOR**
Light green if each switch is on.
- 5. DC INPUT**
Connect to DC voltage 24V.
- 6. CONTROL PAGING / ZONE IN**
Connect to external control switch for 1-10 paging/zone selection and all call/zone.
- 7. INPUT / OUTPUT TERMINAL**
Connect to amplifier/speaker.

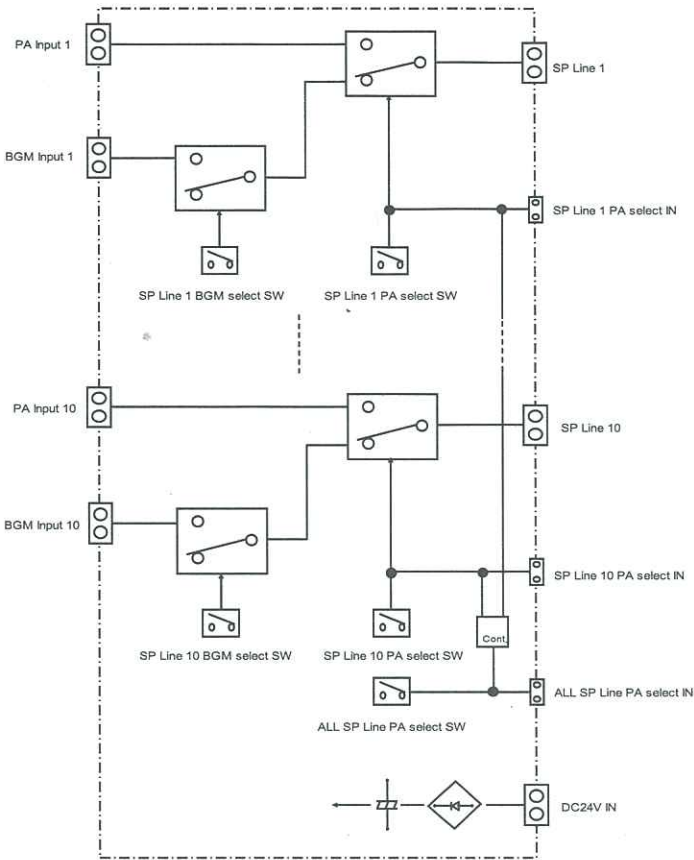
3.2. REAR PANELS



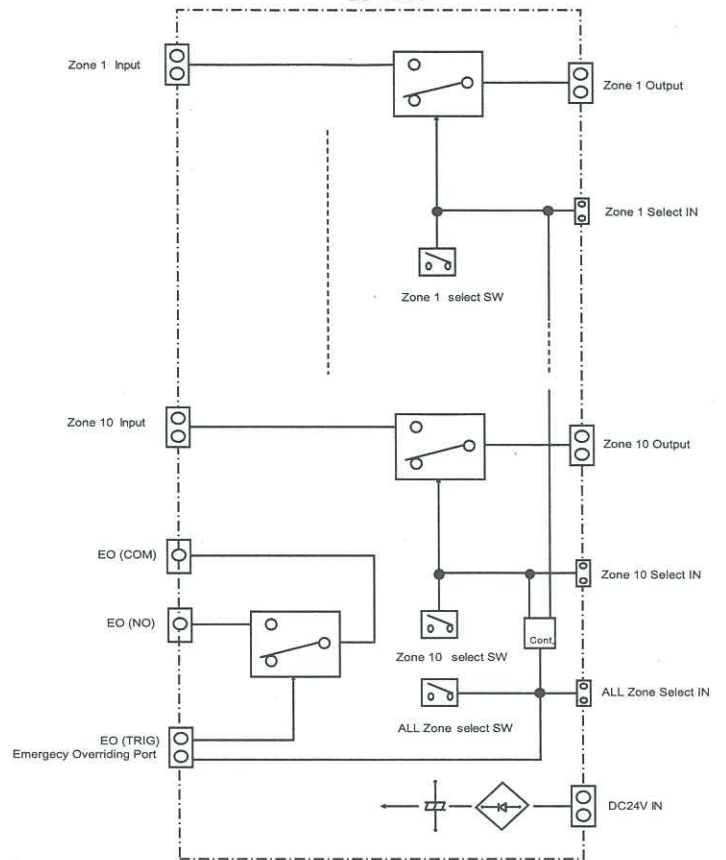
- **LINK (ONLY SS-1010R)**
LINK (in CH9 connector)
GND (in CH10 connector)
Connect to other units of SS-1010R.
- **EMERGENCY OVERRIDE (ONLY SS-1010)**
EO (Trig) in zone 1 connector
Connect to emergency switch. Overriding is required when an emergency switch is pressed.
EO (Com) - EO (NO) in zone 2 connector.
Connect to external switch would enable the installer to apply several functions such as providing 24 V DC output, trigger external device, etc.

4. BLOCK DIAGRAMS

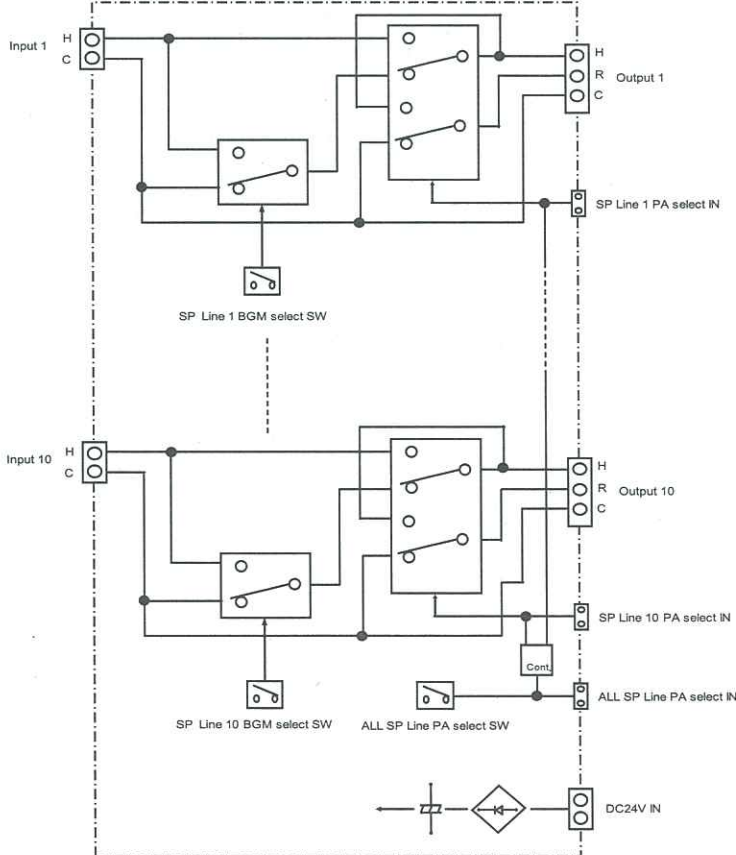
SS-2010




SS-1010



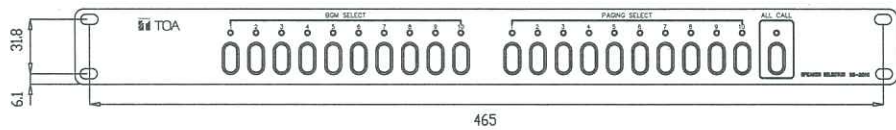

SS-1010R



5. DIMENSIONS



units: mm



6. SPECIFICATIONS

Model		SS-2010 AS	SS-1010R AS	SS-1010 AS
Voltage Source		24 V DC		
Current Consumption		0.6A DC	0.4A DC	
Inputs		10 Inputs BGM	10 Inputs Paging / BGM	10 Inputs Zone
		10 Inputs Paging	1- Link	1 Input Emergency Override
Output		10 Outputs Speaker/Zone (3 wire R-H-C only for SS-1010R), each output max 480 W at 100V line		
Controls		10 BGM Selectors	10 BGM Selectors	10 Zone Selectors
		10 Paging Selectors		
		1 All Call/Zone Selector		
Rear		1-10 Paging/Zone, 1 All Call/Zone Controls In		
Indicators		10 BGM Selector LEDs		10 Zone Selector LEDs
		10 Paging Selector LEDs		
		1 All Call/Zone LED		
Operating Temperature		0°C to +40°C		
Dimension		482(W) x 44(H) x 320(D) mm		
Weight		3.2 kg		
End Finish		Front Panel		
		Aluminum Hair Line, Etching Black		
		Case		
		Steel Plate, Black		
Accessories		6P Connector (12 pcs), 2P Connector (1 pc)		

Note:

The Design and specifications are subject to change without notice for improvement.