



VX-1000 Series

IP Integrated Voice Evacuation System



Description

The VX-1000 series operates on TCP/IP network that provides flexibility for different sized projects. With extensive functions including speaker line, fault detection and ambient noise sensor, the system is suitable for a large variety of application, like office buildings, hotels and parks.

Features

- Decentralized: Operates on TCP/IP network, allows system to be expanded easily with the use of the network
- Compact: All functions aside the power amplifiers are integrated in one matrix controller.
- Simple: Simple configuration thanks to small numbers of system components.
- High reliability: With power amplifier fault detection, speaker line fault detection, redundant functions for amplifier, power and network, CPU OFF, etc., to ensure the safe operation of the system in different applications
- Energy saving: Low-loss Class D amplifiers with various output ratings which can be flexibly matched according to demand and can also reduce the number of equipment and occupying space.



Maximum System Capacity			
Number of Terminal	380	Number of Control Input	3,040
Number of Audio Input	1,520	Number of Control Output	3,040
Number of Audio Output	1,520		

Control Room

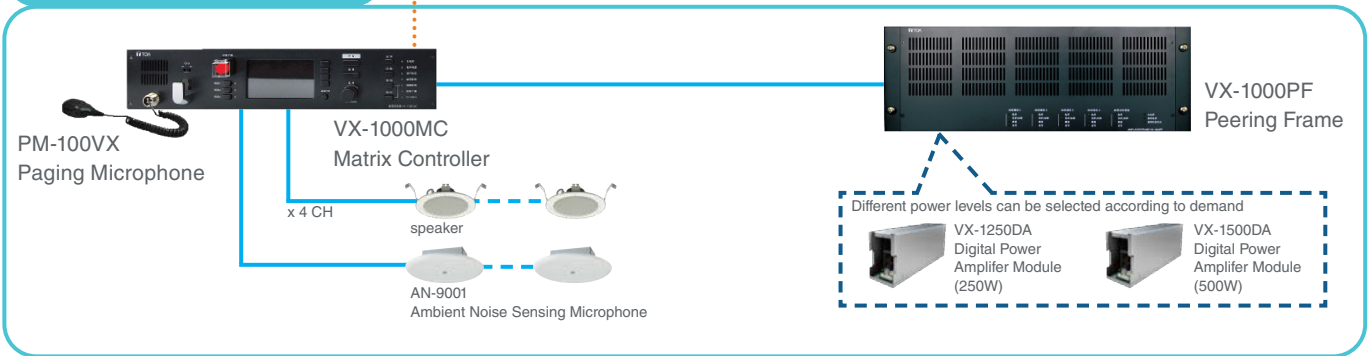
- Control Signal
- Network Cable
- Analog Line



WAN/LAN

Emergency Broadcast / RM

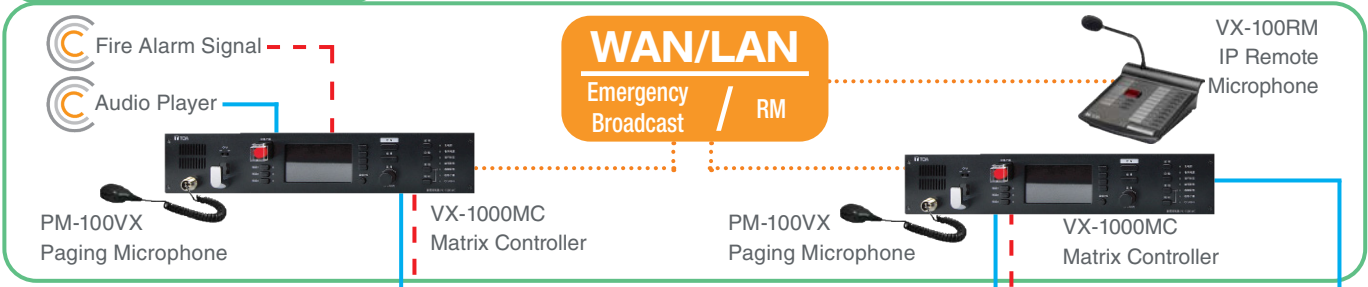
Broadcast Area



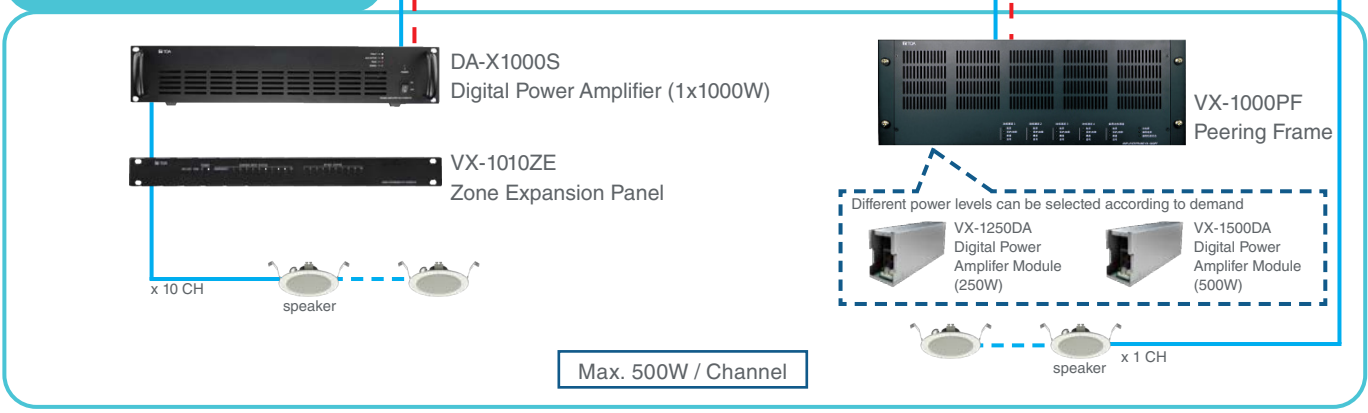
Control Room

WAN/LAN

Emergency Broadcast / RM



Broadcast Area



VX-1000MC

Matrix Controller

- Hard buttons and knobs for east broadcast operations
- 4.3 inch LCD screen displays operation information, fault information, equipment information
- ANC noise detection function
- Fault detection for equipment and speaker line



PM-100VX

Paging Microphone

- Paging microphone designed for use with the VX-1000MC matrix controller



Model	VX-1000MC	
Power Source	AC Power in A/B: 220 - 240 V AC, 50 / 60 Hz, European standard terminal	
Power Consumption	16.65 W	
Audio Input	4 channels, European standard terminal, Balanced, input impedance 10 kΩ, rated input 0 dB (*1)	
Auxiliary Audio Input	4 channels, RCA terminal, Unbalanced, input impedance 10 kΩ, rated input 0 dB (*1), mixing with audio input interface	
Amplifier Interface	4 channels, RJ45 interface	
Auxiliary Audio Output	4 channels, RCA terminal, Unbalanced, max. 0 dB (*1)	
Recording Output	1 channel, RCA terminal, Unbalanced, max. 0 dB (*1)	
Noise Detection Microphone Input	4 channels, European standard terminal, Balanced, rated input 0 dB (*1)	
Control Input	8 channels, RJ45 interface	
Control Output	8 channels, RJ45 interface	
Attenuator Control Output	4 channels, European standard terminal	
Speaker Line Output	4 channels, European standard terminal	
Internal Storage Capacity	1 GB	
Network	I/F	RJ45 interface, 10BASE-T/100BASE-TX
	Protocol	SIP, NTP, HTTP, RTP, FTP
Audio	Frequency Response	Analog Audio: 20~20 kHz ±3 dB; Network Audio: 40~18 kHz ±3 dB; Built-in Files: 40~18 kHz ±3 dB
	Distortion	1 % or less
	S/N Ratio	70 dB or more
Loop Detection Function	Open circuit, short circuit, ground	
Fault Detection Function	Main power failure, power supply failure, power amplifier failure, peering frame failure	
Finish	Panel: Aluminum panel surface oxidation treatment, Black	
Dimensions	493(W) x 88 (H) x 396 (D) mm	
Weight	6.96 kg	
Option	Paging Microphone: PM-100VX	
Accessories	Terminals (hole) (2EDGK-5.08-06P) x 6 Terminals (hole) (15EDGK-3.81-06P) x 4 Foot Pad (FF-7) x 4 Power Cable x 2 (only when a single device is shipped) Button Battery (CR1220 3V) x 1 Fuse (6S1A) x 1	

VX-100RM / RM-110VX

IP Remote Microphone / Remote Microphone Extension

- Powered by PoE
- Customized function buttons for personalized configuration



Model	VX-100RM	RM-110VX
Power Supply	DC 24V/1A or PoE (IEEE 802.3at)	Supplied by VX-100RM
Consumption Current	Lower than 200 mA (Single unit of VX-100RM) Lower than 500 mA (When connecting 9 units of RM-110VX)	Lower than 20 mA (VX-100RM DC power input)
Audio Input	Balanced, 1 V rms (Max: 2 V rms), input impedance 10 kΩ	-
Audio Output	Unbalanced, 1 V rms, output impedance 10 kΩ	-
Monitor Speaker	1 W	-
Frequency Response	20 ~ 20 kHz	-
Volume Control	Microphone volume control, Monitor speaker volume control	-
No. of Function Keys	10, Max.: 100 (When connecting 9 units of RM-110VX)	10
Network I/F	RJ45 interface, 100BASE-TX, Auto MDI/MID-X	-
Network Protocol	TCP/IP, UDP, HTTP, ARP, RTP, ICMP, IGMP, SIP	-
Finish	ABS resin, Black	ABS resin, Black
Dimensions	190 (W) x 76.5 (H) x 215(D) mm (excluding microphone)	110 (W) x 76.5 (H) x 215 (D) mm
Weight	828 g	343 g
Accessories	-	Extension Cable x 1, Connecting Parts A x 2, Installation Parts B x 1, Installation Screw x 12
Option	Remote Microphone Extension: RM-110VX	-

VX-1000PF

Peering Frame

- Supplies power to VX-1000DA series digital power amplifier modules
- Active and standby power switching
- LED light displays power amplifier operation status
- 4 power amplifier modules and 1 standby module can be installed




Model	VX-1000PF
Power Supply	AC Power in A/B: 220 - 240 V AC, 50 / 60 Hz, European standard terminal
Power Consumption	3.5 W (when the main power port & power amplifier unit is not inserted)
Power Amplifier Module Slot	4 channels
Stand-by Amplifier Module Slot	1 channel
Finish	Panel: Aluminum profile surface oxidation treatment, Black
Dimensions	483 (W) x 177 (H) x 395 (D) mm
Weight	8.77 kg
Accessories	Foot Pad (FF-7) x 4, Fuse (6S15A) x 1, Power Cable x 2 (only when a single device is shipped)

VX-1250DA / VX-1500DA

Digital Power Amplifier Modules

- Class D power amplifier module
- Mounts in the frame units
- 2 different power outputs: 250 W or 500 W
- Dust filter, easy to clean



Model	VX-1250DA	VX-1500DA
Power Supply	220 - 240 V AC, 50 / 60 Hz	
Amplifier	Class D Digital Amplifier	
Power Consumption	27.7 W (standby mode), 255 W (rated output mode)	28.2 W (standby mode), 505 W (rated output mode)
Amplification System	Class D	
Output Power	250 W	500W
Frequency Response	20 ~ 20 kHz ±3 dB	
Distortion	Less than 1%	
S/N	More than 90 dB	
Cooling Method	Forced air cooling	
Finish	SECC	
Dimensions	82.5 (W) x 128.7 (H) x 316 (D) mm	
Weight	2.035 kg	2.085 kg
Accessories	Terminals (hole) (2EDGKM-5.08-2P) x 1	

DA-X1000S

Digital Power Amplifier (1 x 1000W)

- Low-loss Class D power amplifier
- 1 channel 1000 W
- Can be used as standby amplifier



Model	DA-X1000S
Power Supply	220 - 240 V AC, 50 / 60 Hz, T6.3AL
Amplifier	Class D amplifier
Power Consumption	30 W (standby mode), 1200 W (Rated output 100 V line)
Input	1 channel: PA LINK (Dedicated configuration with VX-1000MC) 1 channel: AUX INPUT (PIN 1,2,3), Balanced input, Maximum input 0 dB (*1), Input impedance of 20 kΩ
Rated Output	1 channel (2 Pin): 1000 W (100 V line)
Frequency Response	110 ~ 16 kΩ ±3 dB
Total Harmonic Distortion	0.4% (1 W), 1% (Rated output)
Protections	Overcurrent protection, under-voltage protection, over-voltage protection, overheat protection, short circuit protection
S/N Ratio	90 dB (A-weighted)
ACTIVE Control Input	The AUX auxillary signal is outputted when the ACTIVE INPUT (Pin 4,5) is short connected. When the ACTIVE INPUT (Pin 4,5) is disconnected, the PA LINK signal is outputted
LED Indicator	POWER: Power Supply (Green) x 1, SIGNAL: Signal (Green) x 1, PEAK: Peak (Red) x 1, AUX ACTIVE: Auxillary Input (Orange) x 1, FAULT: Fault (Red or Orange) x 1
Cooling Method	The system controls the fan for heat dissipation
Control	Panel: The power switch, Rear Panel: 1 Channel input volume adjustment knob
Finish	Aluminum panel, Black, electrolytic plate, Black
Dimensions	483 (W) x 88 (H) x 392 (D) mm
Weight	6.6 kg
Accessories	CE power cord x 1, UK power cord x 1, Foot Pad x 4, Fuse T6.3AL x 1 (built-in), Detachable terminal 2P x 1, Detachable terminal 5P x 1

- > Control up to 10 speaker zones. Up to 16 VX-1010ZE can be used in a system
- > Supports 10 control inputs + 1 emergency control input
- > Supports detection functions such as speaker line surveillance, power amplifier fault detection based on VX-1000MC



Model	VX-1010ZE
Power Supply	DC Power Input A: DC 24 V / 1 A, DC jack (for AC adapter) DC Power Input B: DC 24 V / 1 A, Terminal block
Standby Power Consumption	≤ 5 W
Control Input (CTRL IN)	10 channels + Emergency, Terminal block (8P x 2)
CPU OFF	RJ45 x 2 (cascade connection)
MC - ZE BUS	RJ45 x 2 (cascade connection)
MC - PF LINK	RJ45 x 1
Surveillance Tone BUS (MC-PA BUS)	1 channel, Terminal block 2P x 2 (cascade connection)
Amplifier Signal Feedback (MC-PA OUT)	1 channel + STANDBY, Terminal block 4P x 1
Amplifier Connection BUS (AMP BUS)	3 channels (CH1, CH2 and STANDBY), Terminal block (6P) x 2
Speaker Line Output (SP OUT)	10 channels, Terminal block 20P x 1
DIP Switch	8-digit DIP switch, the first four digits (1,2,3,4) are ZE's ID number, the last four (4,5,6,8) are reserved
LED Indicator	SP OUT (Green, Red, Orange) x 10, COM (Green) x 1, CONTROL INPUT (Green) x 10, EMERGENCY (Red) x 1, POWER (Green) x 2, CPU OFF (Red) x 1
Finish	Panel: Aluminum profile surface oxidation treatment, Black
Dimensions	483 (W) x 44 (H) x 254.2 (D) mm (excluding gooseneck microphone)
Weight	3.38 kg
Accessories	AC Adapter (DC24V/1A, EU plug) x 1, AC Adapter (DC24V/1A, UK plug) x 1, Fuse (5A) x 10, Terminal block 4P x 1 (for MC-PA OUT), Terminal block 8P x 2 (for CTRL IN), Terminal block 2P (with screw) x 1 (for DC Power Input B), Terminal block 2P x 2 (for MC-PA BUS), Terminal block 6P x 2 (for AMP BUS), Terminal block 20P (with screw) x 1 (for SP OUT)