

## DESCRIPTION

The RM-300X is a remote microphone designed for the Integrated Voice Evacuation System. It is equipped with 13 function switches that can be used to select individual zones or zone groups a covered switch and corresponding indicators. The optional RM-210F Remote microphone extension permits switches and indications to be expanded in 10-piece units.

## SPECIFICATIONS

Power Source	24 V DC (operating range: 15 – 40 V DC, supplied from the voice evacuation frame) or DC input power supply connector (when the optional AD-246 power supply unit used). Usable DC power supply plug: 5.5 mm (0.22") outer diameter, 2.1 mm (0.08") inner diameter, 9.5 mm (0.37") long, and non-polarity type.
Current Consumption	240 mA or less
Audio Output	0 dB (*1), 600 Ω, balanced
External Microphone Input	-40 dB (*1), 2.2 kΩ, unbalanced, ø3.5 mm phone jack (2P) for electret condenser microphone (phantom power supply: 3 V DC) -20 dB (*1), 4.7 kΩ, unbalanced, ø3.5 mm phone jack (2P) (AUX Input)
Distortion	1 % or less
Frequency Response	100 Hz – 20 kHz
Signal to Noise Ratio	60 dB or more
Microphone	Unidirectional electret condenser microphone with AGC (ON/OFF selectable)
Chime	Built inside (PCM sound source), monitoring possible using built-in speaker
Level Controls	Microphone sensitivity control, Monitor speaker volume control, Chime (adjustable using the software)
Connection Cables	Main line: Shielded CPEV cable (1 pair of audio wire + 1 pair of data wire + 1 pair of monitor/control wire + 1 pair of power supply wire) or Shielded Category 5 twisted pair cable (CAT5-STP) Branch line: Shielded Category 5 twisted pair cable (CAT5-STP), RJ45 connector
Maximum Cable Distance	1200 m (3937.01 ft)
No. of Connectable Extension units	Max. 7 units
Monitor Speaker	Built inside
Operation	Function switch, Covered switch, Broadcast switch
Indicators	Power indicator, Failure indicator, Function switch indicator, Covered switch indicator, Broadcast switch indicator
Operating Temperature	0 °C to +40 °C (32 °F to 104 °F)
Operating Humidity	35 % to 80 %RH (no condensation)
Finish	ABS resin, black, semi-gloss
Dimensions	190 (W) × 76.5 (H) × 215 (D) mm (7.48" × 3.01" × 8.46") (excluding microphone)
Weight	880 g (1.94 lb)
Option	Remote microphone extension: RM-210F Wall mounting bracket: WB-RM200 Electret condenser microphone: WH-4000A, YP-M101, YP-M301 etc.

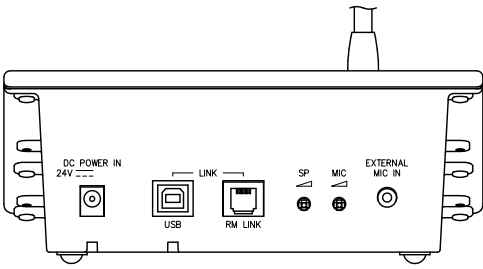
(\*1) 0 dB = 1 V

Conductor diameter of the main line cable vs. Maximum cable length (when DC power is supplied only from VX-3000 systems)

(UNIT: m)

Conductor diameter	No. of extension units								
	RM-300X only	RM-300X + RM-210F × 1	RM-300X + RM-210F × 2	RM-300X + RM-210F × 3	RM-300X + RM-210F × 4	RM-300X + RM-210F × 5	RM-300X + RM-210F × 6	RM-300X + RM-210F × 7	
CAT5-STP	336 (1104 ft)	251 (825 ft)	200 (658 ft)	166 (547 ft)	142 (467 ft)	124 (408 ft)	110 (361 ft)	98 (324 ft)	
ø0.65 mm (ø0.03")	555 (1823 ft)	415 (1363 ft)	331 (1087 ft)	275 (903 ft)	235 (772 ft)	205 (673 ft)	182 (597 ft)	163 (535 ft)	
ø0.9 mm (ø0.04")	1081 (3547 ft)	808 (2652 ft)	644 (2116 ft)	535 (1758 ft)	457 (1502 ft)	399 (1310 ft)	354 (1161 ft)	317 (1042 ft)	
ø1.2 mm (ø0.05")	1200 (3937 ft)	1200 (3937 ft)	1141 (3744 ft)	948 (3111 ft)	810 (2659 ft)	707 (2319 ft)	626 (2055 ft)	562 (1844 ft)	

■ APPEARANCE



Rear View

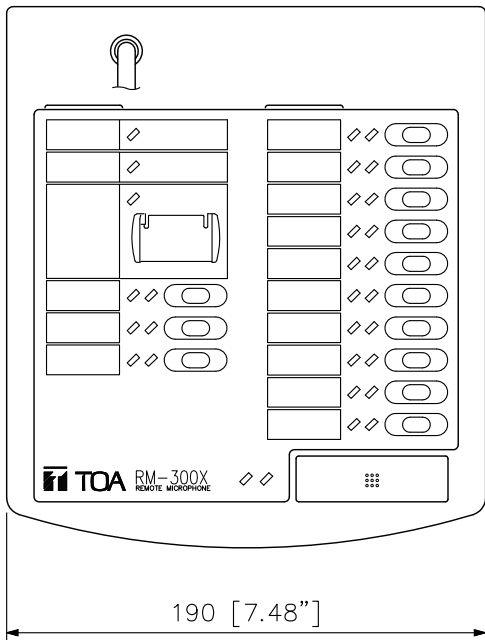
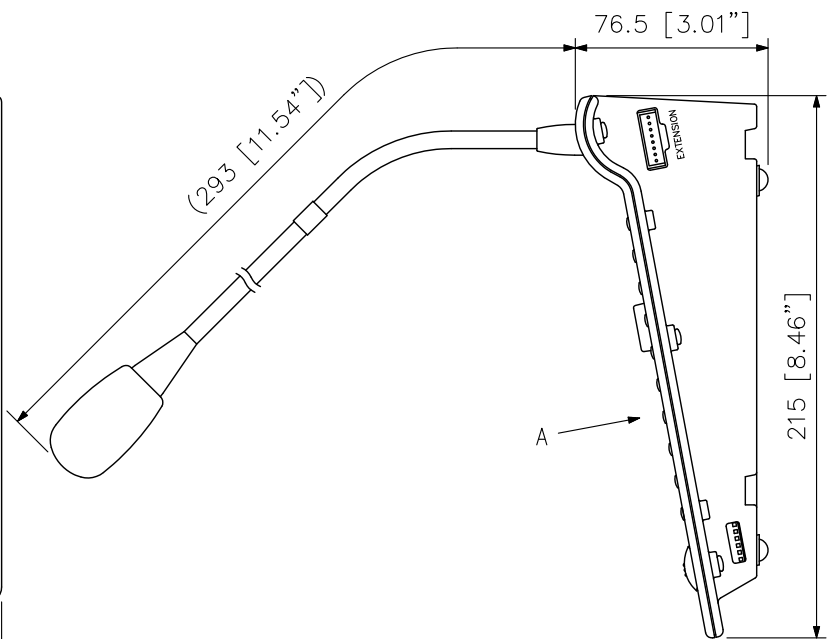


Figure as viewed from point A



Side View

UNIT:mm SCALE:1/3

Note: Numerical values in parentheses are for reference only.